

LoCo

Multistage Assembly with a wheel generation process example.

Alexandru Saharnean

Marko Thiele

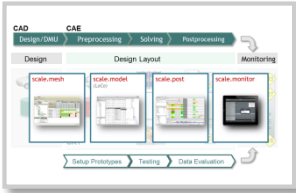
Daniel Rentsch

May 2016

Copyright SCALE GmbH; Disclosure to third parties only in consultation with SCALE



Agenda



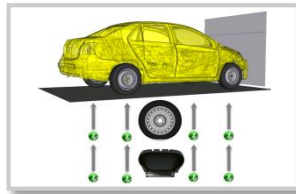
LoCo in SCALE.sdm

- Overview of LoCo's part in the SCALE.sdm chain
- Key Features



Assembly Process and Multistage Assembly

- Assembly Process with LoCo
- Multistage Assembly overview



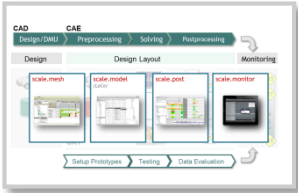
Wheel generation with Multistage Assembly

- Example overview
- LoCo setup
- Assembly processes



Summary, Conclusions and Outlook

Agenda



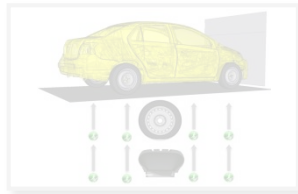
LoCo in SCALE.sdm

- Overview of LoCo's part in the SCALE.sdm chain
- Key Features



Assembly Process and Multistage Assembly

- Assembly Process with LoCo
- Multistage Assembly overview



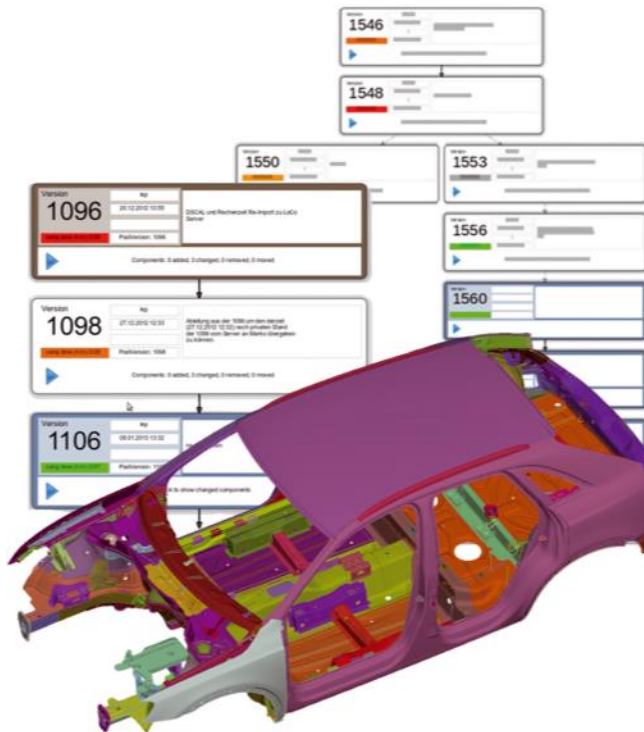
Wheel generation with Multistage Assembly

- Example overview
- LoCo setup
- Assembly processes



Summary, Conclusions and Outlook

LoCo in SCALE.sdm:



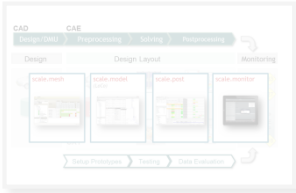
■ Simulation Data- / Variant Management

- Workbench for Simulation Engineers
- Unique RichClient/Offline-concept with sync-mechanism (*internal/external*)

■ Workflows / Features

- Integration of arbitrary CAE processes
- Solver: PAM-Crash, LS-DYNA, Nastran, Abaqus, ...
- Job submit and monitoring
- Optimization, robustness, DOE, ...
- Quality checks of models
- Advanced security features
 - Two factor authentication
 - Encryption
 - Sophisticated roles and rights management
- Distributed, collaborative work environment
-

Agenda



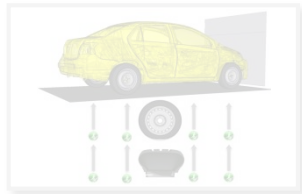
LoCo in SCALE.sdm

- Overview of LoCo's part in the SCALE.sdm chain
- Key Features



Assembly Process and Multistage Assembly

- Assembly Process with LoCo
- Multistage Assembly overview



Wheel generation with Multistage Assembly

- Example overview
- LoCo setup
- Assembly processes



Summary, Conclusions and Outlook

SCALE.sdm: *Assembly process*

■ Assembly input data

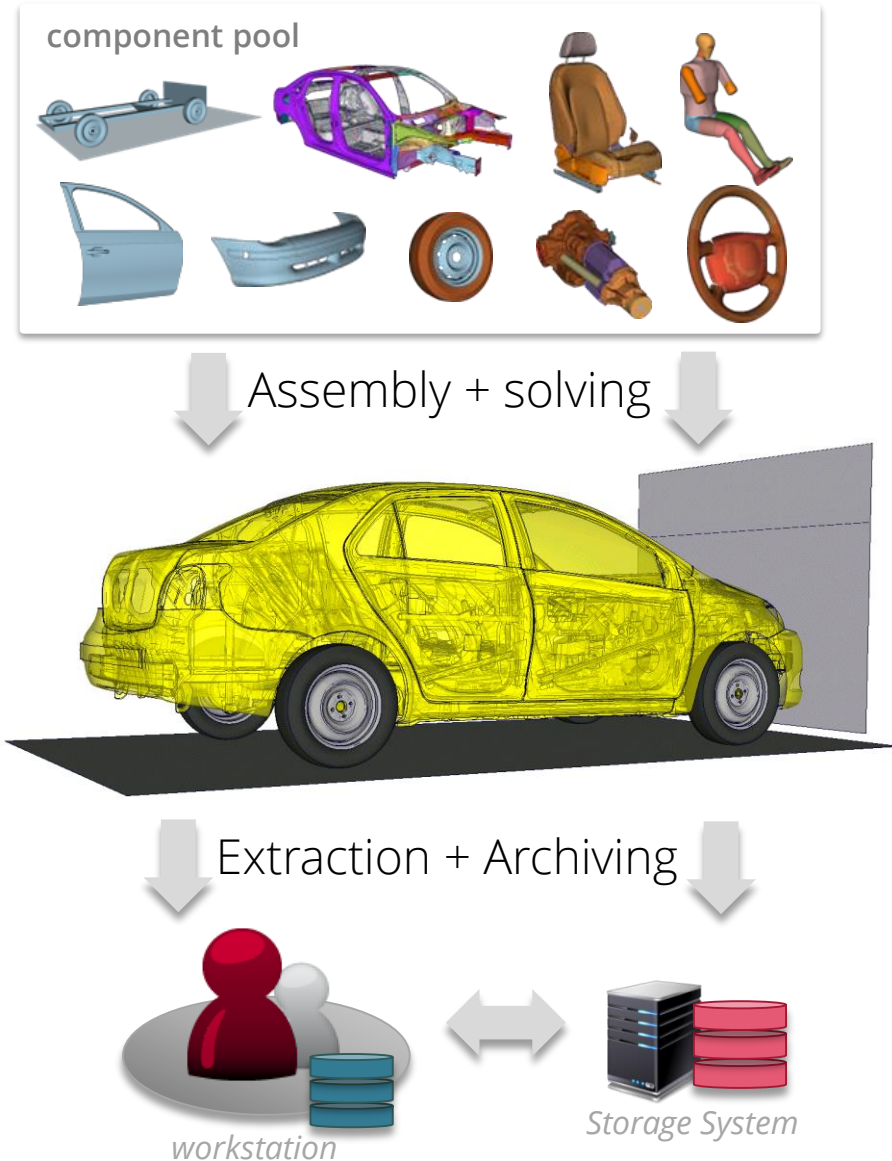
- Get assembly specific components
- Build main input file (*template based*)
- Run user specified scripts

■ Solving step

- Start solver (*locally or HPC cluster*)
- Monitor solving process

■ Operations after Solving

- Run user specified scripts
- Download results to workstation (*if solving was on HPC cluster*)
- Upload results to LoCo-Server or other Storage System




SCALE.sdm: *Multistage assembly process*

Bag folding

- Bag geometry
- Housing
- Tools
- Parameters



Folding simulations



Folded air bag

Inflate and load wheel

- Rim
- Tire
- Parameters



Wheel simulations



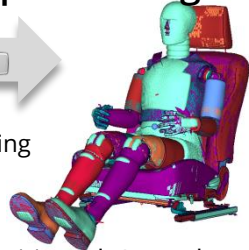
Inflated and loaded wheel

Dummy, Seat, Belt positioning

- Dummy
- Seat
- Belt
- Parameters



Preprocessing



Positioned, Seated and belted Dummy

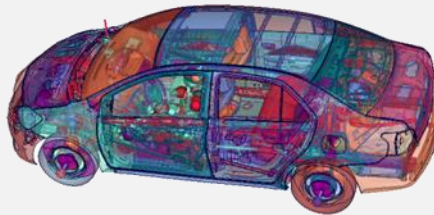
...

...

car assembly



Assembled car model



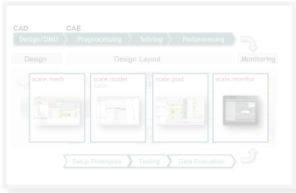
car 2 car assembly



Assembled car 2 car crash model



Agenda



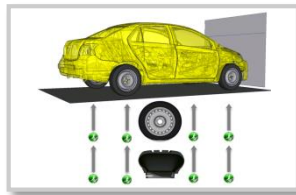
LoCo in SCALE.sdm

- Overview of LoCo's part in the SCALE.sdm chain
- Key Features



Assembly Process and Multistage Assembly

- Assembly Process with LoCo
- Multistage Assembly overview



Wheel generation with Multistage Assembly

- Example overview
- LoCo setup
- Assembly processes

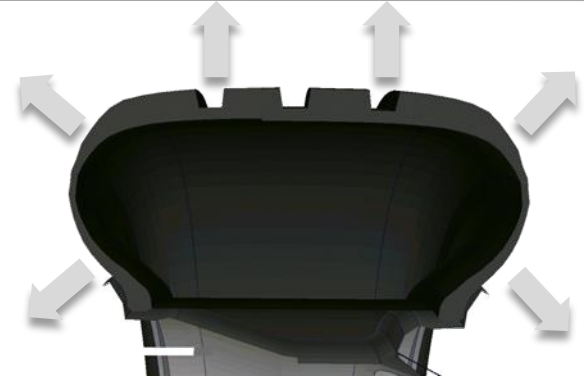


Summary, Conclusions and Outlook

SCALE.sdm: *Wheel generation example*

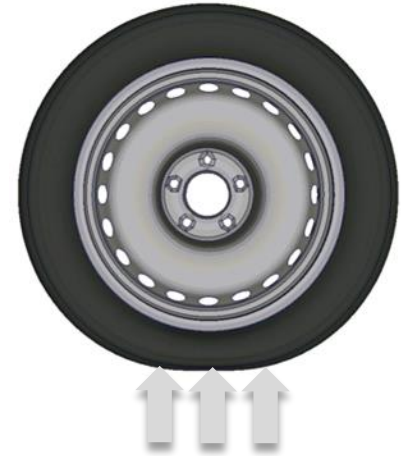
■ Simulate the wheel inflation:

- Individual simulation;
- Uses a rim component;
- Uses a tire component.



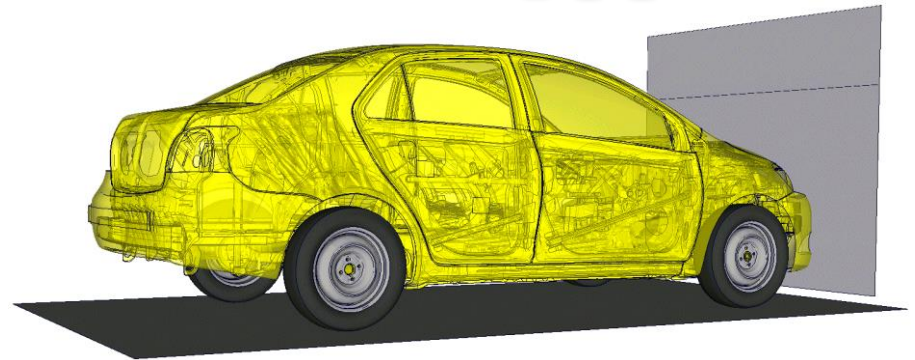
■ Simulate the wheel loading:

- Individual simulation;
- Uses the inflated wheel.



■ Inflated and loaded wheel can now be used in a car crash simulation:

- Individual simulation;
- Uses 4 inflated and loaded wheels.



SCALE.sdm: *Setup in LoCo*



0335_YARIS_EuroNCAP_Rw____f_50kmh_lhd

	Rad	vo_li_loaded
	Rad	vo_re_loaded
	Rad	hi_li_loaded
	Rad	hi_re_loaded
	Rad R01	vo_li_loaded
	Rad R01	vo_re_loaded
	Rad R01	hi_li_loaded
	Rad R01	hi_re_loaded

ab_rad_2.8bar_vo_li_abpl500kg

Run Output

vo_li_loaded.R01

vo_li_loaded.inc

Import run output component...

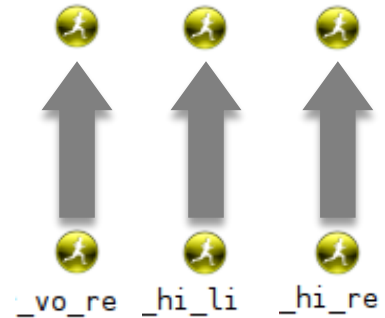
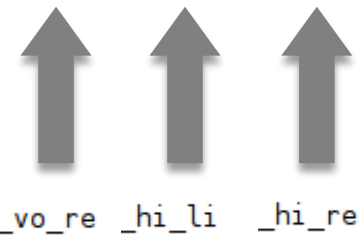
au_rad_2.8bar_vo_li

Run Output

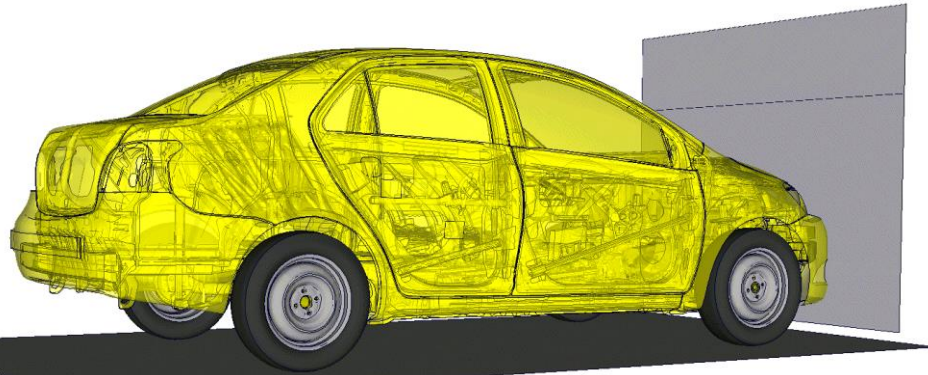
vo_li_pumped.R01

vo_li_pumped.inc

Import run output component...

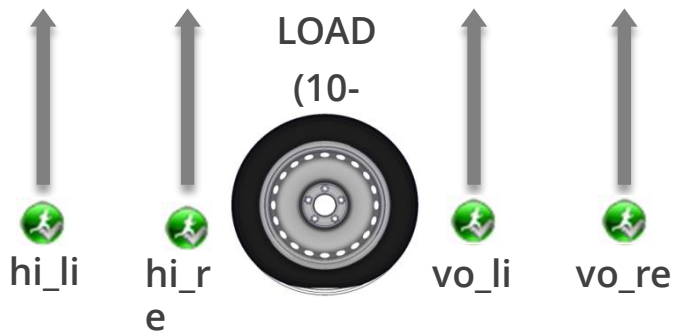


SCALE.sdm: *What happens when the car job is assembled*



Starting car crash

simulation(~10h):
0335_TARIS_EuroNCAP_fw____f_50kmh_lhd_



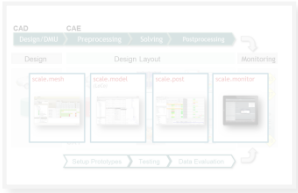
requires:

- LOAD vo_li;
- LOAD vo_re;
- LOAD hi_li;
- LOAD hi_re.

requires:

- INFLATE vo_li;
- INFLATE vo_re;
- INFLATE hi_li;
- INFLATE hi_re.

Agenda



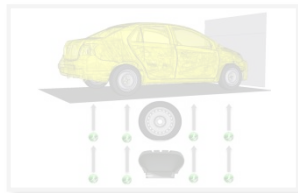
LoCo in SCALE.sdm

- Overview of LoCo's part in the SCALE.sdm chain
- Key Features



Assembly Process and Multistage Assembly

- Assembly Process with LoCo
- Multistage Assembly overview



Wheel generation with Multistage Assembly

- Example overview
- LoCo setup
- Assembly processes



Summary, Conclusions and Outlook

SCALE.sdm: *Summary, conclusions and outlook*

■ Summary:

- With multistage assembly, results from specified simulations can be automatically imported and used in further simulations
- The dependency of an imported result of a subassembly is remembered and used by LoCo
- Changes to the input of subassemblies are automatically recognized and the corresponding subassemblies are automatically carried out before the main assembly;

■ Conclusions:

- With multistage assembly, the run configurations and the dependencies between them have to be defined only once
- A high degree of process automation is achieved
- The steps that have to be performed by user are significantly reduced

■ Outlook:

- Enhanced user interface for setup of subassemblies
- Parallel running of multiple subassemblies and their corresponding simulations

Thank you for your attention!

SCALE 