

Material characterization and modelling methods for the cryogenic forming of aluminium alloys

Georg Falkinger*, Florian Grabner*, Evgeniya Kabliman*, Robert Schneider+, Michael Scheerer#, Nikolay Sotirov*

*LKR Leichtmetallkompetenzzentrum Ranshofen GmbH, Ranshofen, AT
+Voestalpine Polynorm GmbH & Co. KG, Schwäbisch Gmünd, DE
#AAC Aerospace & Advanced Composites GmbH, Wiener Neustadt, AT

Joint and FFG-funded research by




Motivation

Preliminary experiments 5182 alloy:

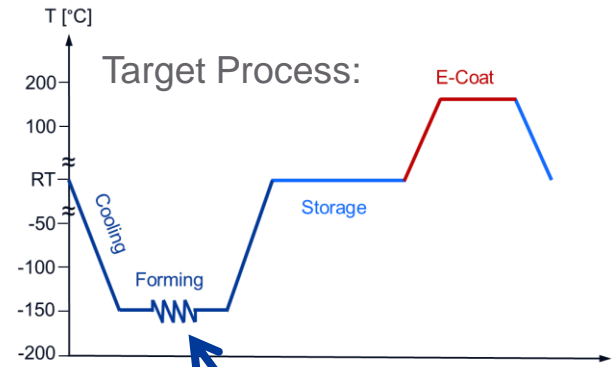
Forming at room temperature:



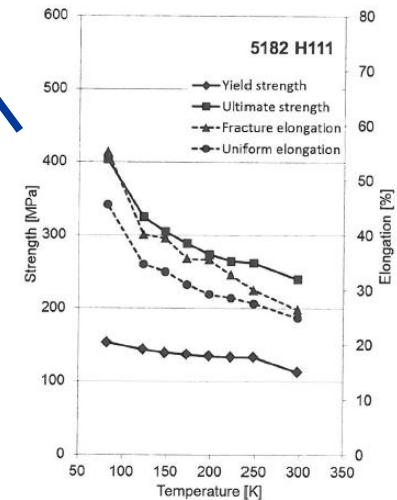
Cryogenic forming (-50°C cooled blank, Tool at RT) of the same component:



Quelle: voestalpine GmbH



Mechanical properties:



Source: R. Schneider et al.


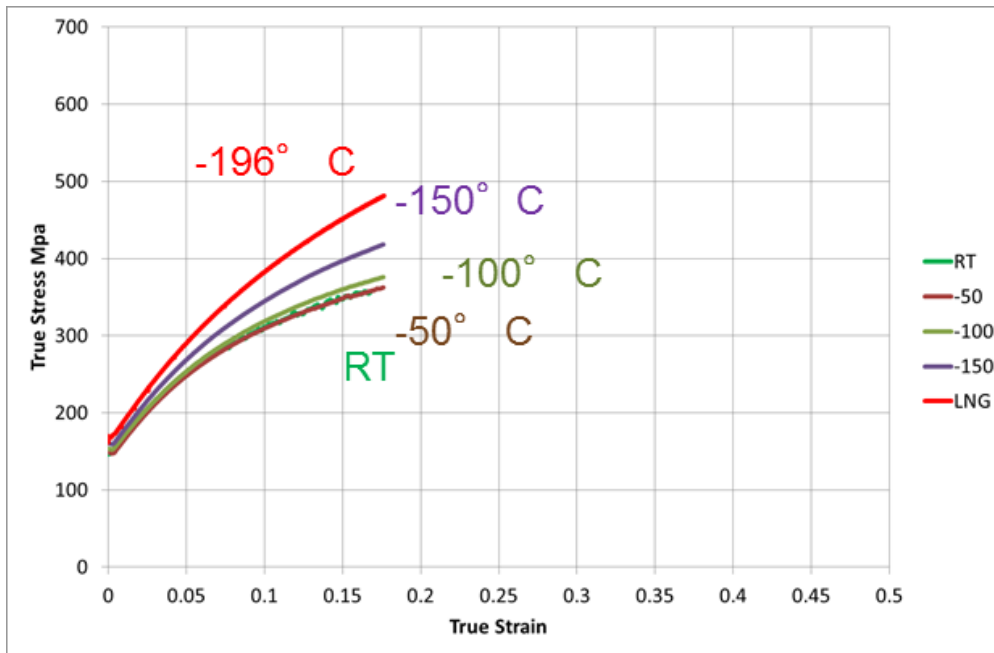
31.10.2014

Agenda

- Hardening behaviour – Flow curve
 - Experimental set-up
 - Flow curve extrapolation with physical motivation
 - Basic equations and temperature dependence
 - Results for AA5182
- Failure modelling with GISSMO
 - Identification of parameters
- Numerical and experimental determination of FLDs at low temperatures
 - Experimental set-up
 - Evaluation method
 - Results for AA5182
- Outlook: demonstrator component B-Pillar
- Summary

31.10.2014

Tensile tests



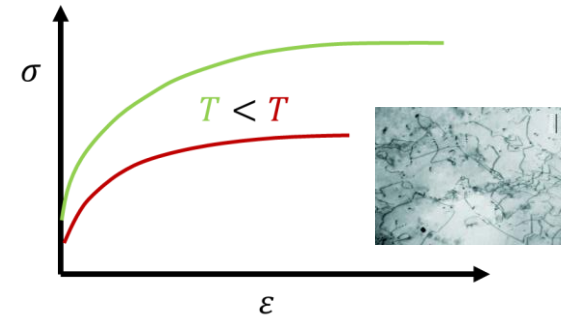
- Results for 5182
- PLC-Effect at RT vanishes at -50° C
- Data truncated at uniform elongation at RT

31.10.2014

Hardening behaviour

Physically motivated Modelling approach

Yield stress:	$\sigma = \sigma_0 + 3Gb\sqrt{\rho}$
Evolution of dislocation density (Kocks-Mecking):	$\frac{d\rho}{d\varepsilon} = A\sqrt{\rho} - B\rho$
Thermally activated annihilation of dislocations:	$B = B(T) = B_0 \exp\left(-\frac{\Delta G}{k_B T}\right)$



<i>Temperature dependent Parameters:</i>	
Initial yield stress	$\sigma_0 = \sigma_0(T)$
Shear modulus	$G = G(T)$

From tension tests

From literature

<i>Temperature independent Parameters:</i>	
Burgers-vector:	b
Effective activation energy:	ΔG
Material-parameter:	A, B_0

From tension tests

From tensile test at room temperature

31.10.2014

Hardening behaviour

Physically motivated Modelling approach

Integration yields Hockett-Sherby function:

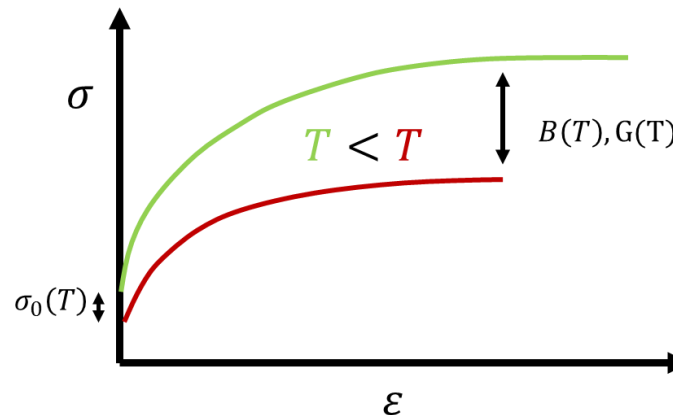
$$\sigma(\varepsilon) = \sigma_0 + 3Gb \left\{ \frac{A}{B} - \left(\frac{A}{B} - \sqrt{\rho_0} \right) \exp\left(-\frac{B}{2}\varepsilon\right) \right\}$$

Saturation-stress

$$\sigma(\varepsilon \gg 0) = \sigma_0 + 3Gb \frac{A}{B}$$

Dislocation annihilation

$$B = B(T) = B_0 \exp\left(-\frac{\Delta G}{k_B T}\right)$$

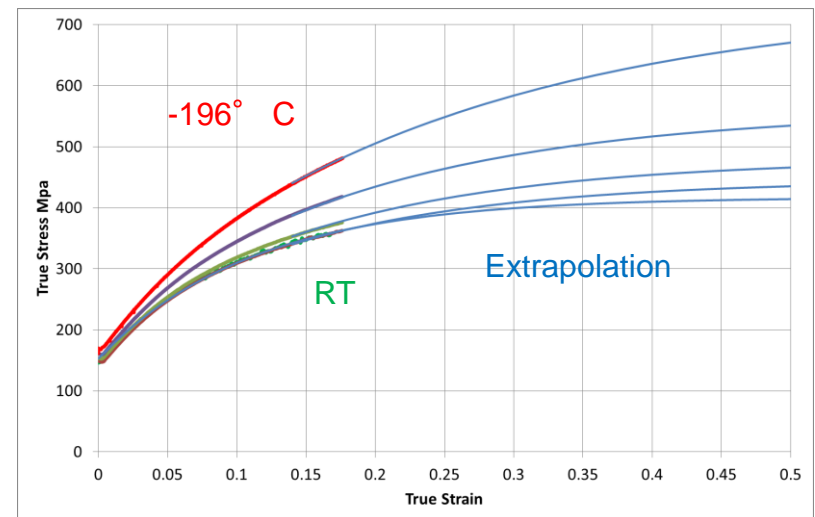
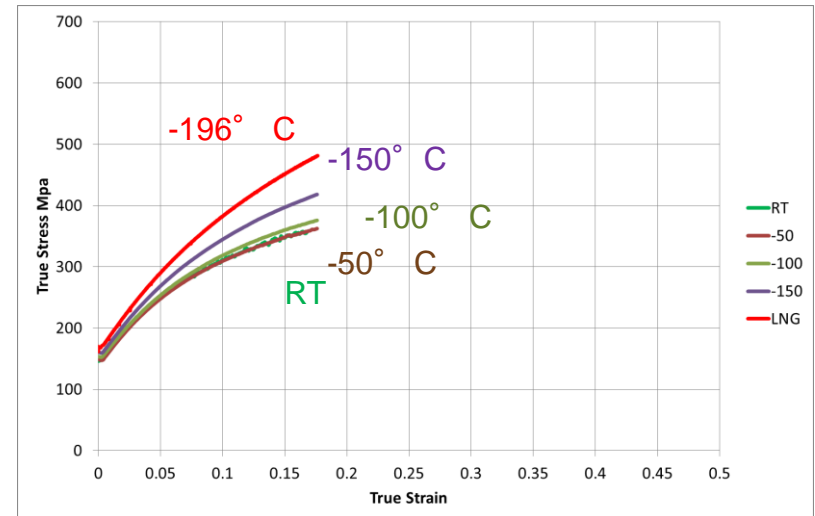


31.10.2014

Yield curve extrapolation

Procedure:

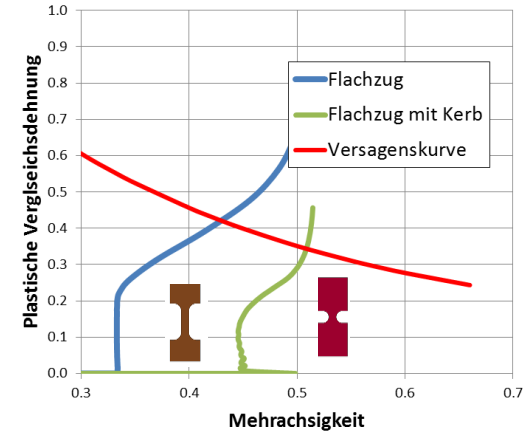
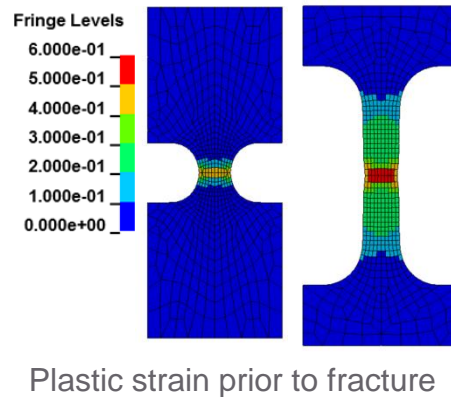
- Extrapolation at RT by *Reverse Engineering* with FEM based on tensile test
- Fit of temperature independent model parameters at RT
- Fit of activation energy to cryogenic tensile tests



31.10.2014

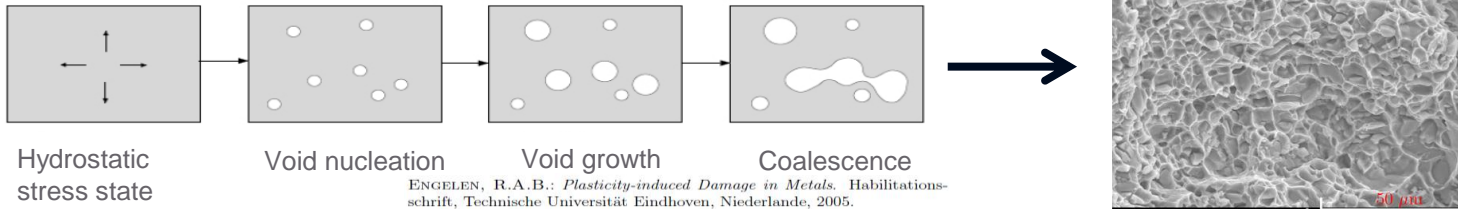
Failure modelling with GISSMO

- Ductile failure for higher triaxialities
- Standard procedure at room temperature
- No notched tests at low temperatures
- Equibiaxial state from Round Nakajima test
- Results for AA5182



Failure curve at room temperature

I. Void growth and coalescence under hydrostatic tension

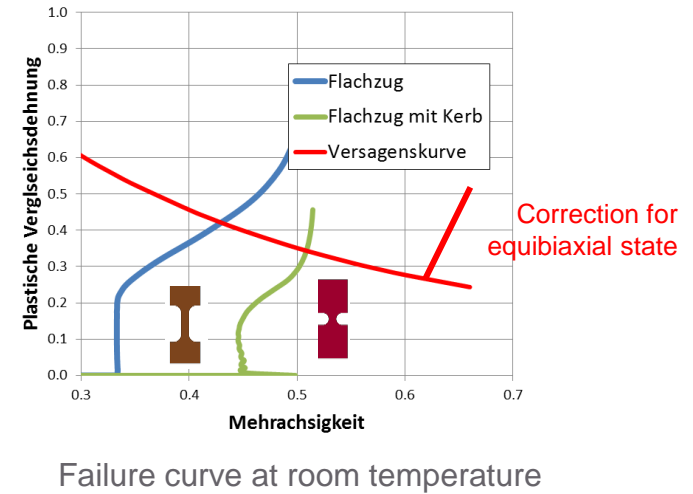
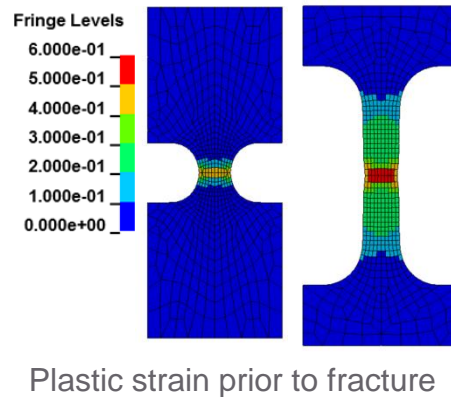


ENGELN, R.A.B.: *Plasticity-induced Damage in Metals*. Habilitationsschrift, Technische Universität Eindhoven, Niederlande, 2005.

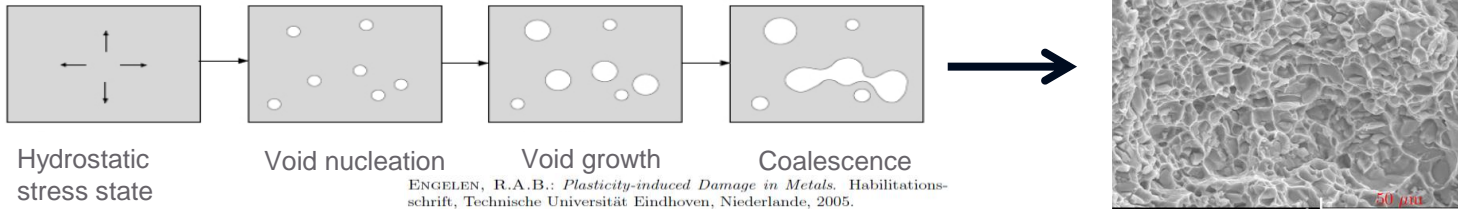
31.10.2014

Failure modelling with GISSMO

- Ductile failure for higher triaxialities
- Standard procedure at room temperature
- No notched tests at low temperatures
- Equibiaxial state from Round Nakajima test
- Results for AA5182



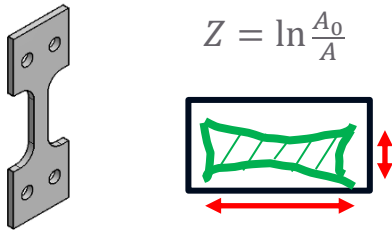
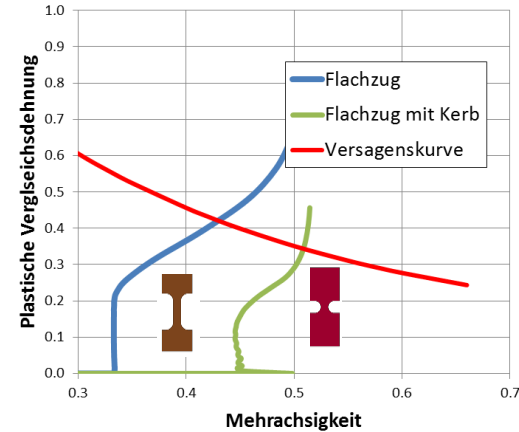
I. Void growth and coalescence under hydrostatic tension



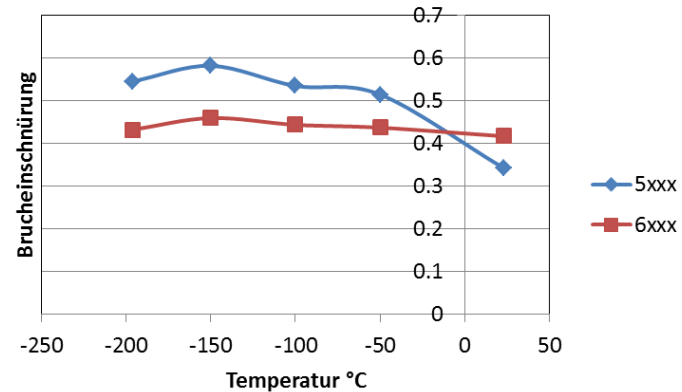
31.10.2014

Parameteridentifikation GISSMO

- Ductile failure for higher triaxialities
- Assumptions for low temperatures: Scaled failure curve
- Scaling factor determined from fracture surface
- Special behaviour of 5182 attributed to PLC-effect



Measured necking strains in dependence of the temperature



31.10.2014

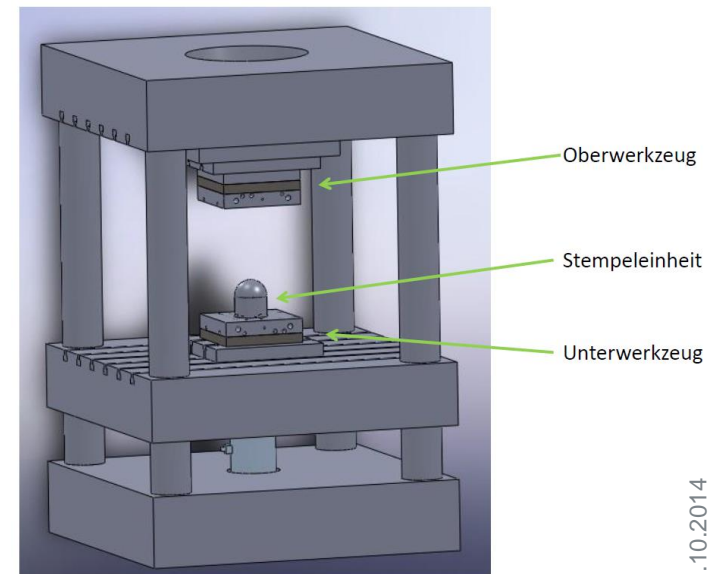
Experimental Set-up of Nakazima-test at low temperatures

- Cooling of die punch and blankholder with liquid nitrogen
- High-precision control of nitrogen flow: $\pm 2^\circ \text{C}$
- Optical strain measurement of strains with ARAMIS
- Reliable results until -100°C . For lower temperatures lubrication system is being optimized currently
- For lower temperatures: use numerical predictions

Aramis-System



Steuerung der Kühlung

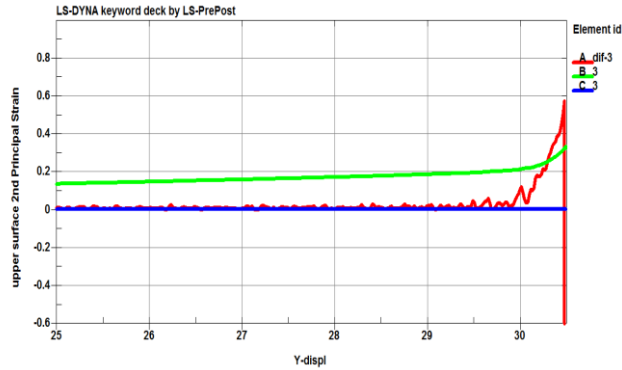


Source: AIT-LKR, Linde Gas GmbH

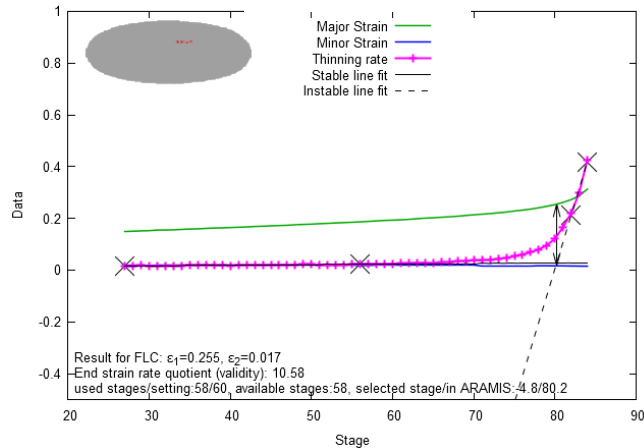
31.10.2014

FE-Modelling of Nakazima-Tests

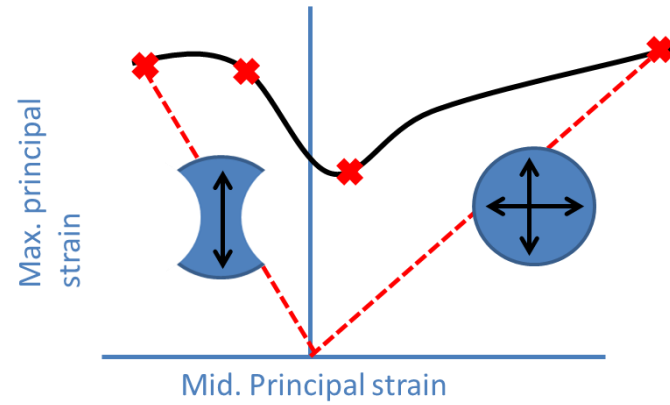
Evaluation with „Time-Method“



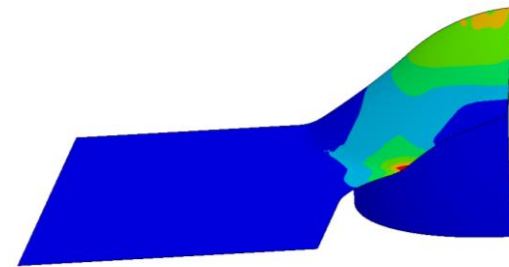
Thinning rate, principal strains from simulation



Thinning rate, principal strains from experiment



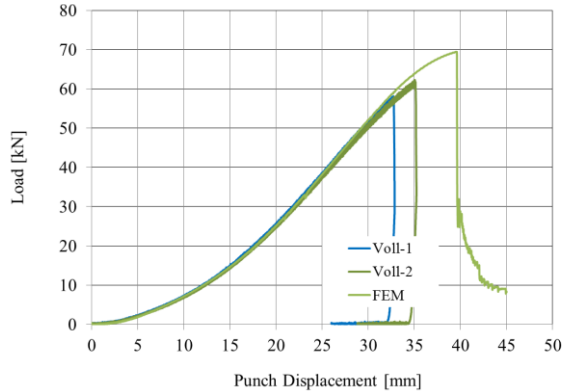
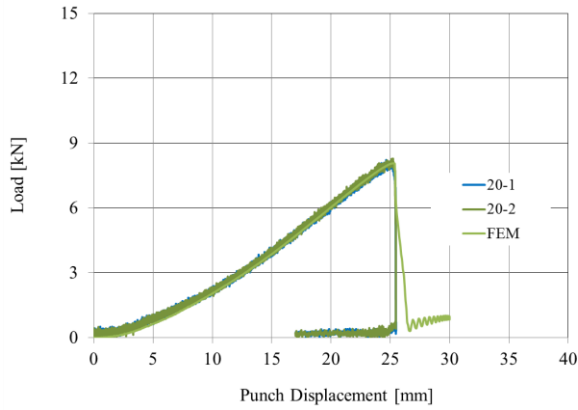
Nakazima-Test Schematisch



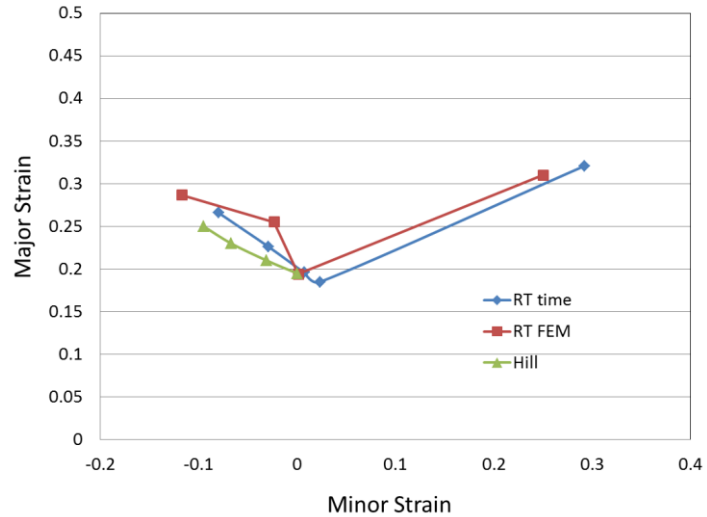
FE-Model (Blankholder and die not depicted)

31.10.2014

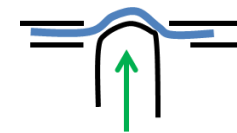
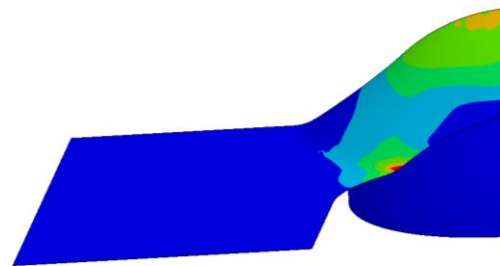
Nakazima-Tests at room temperature, Validation



Force-displacement curves from experiment and simulation for 5182 at room temperature



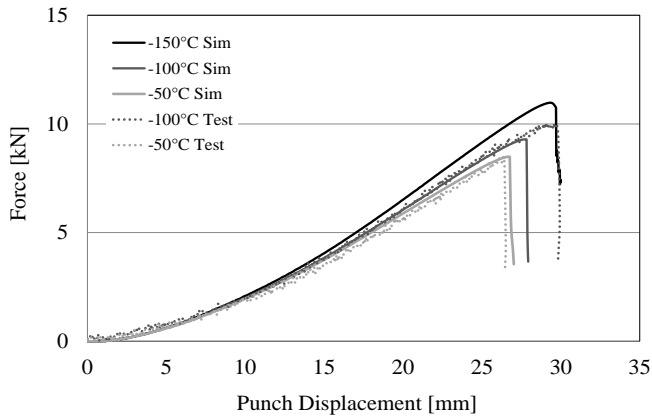
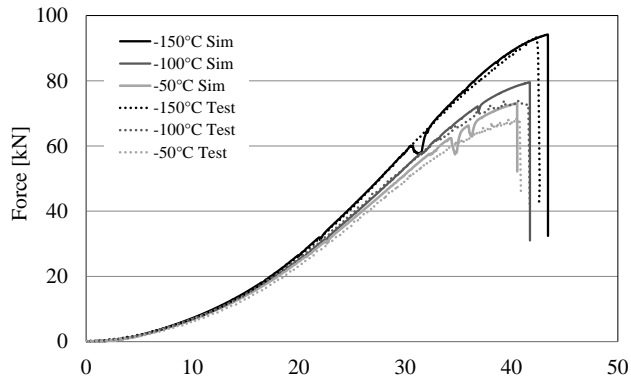
Forming Limit Diagram, Experiment and Simulation at room temperature



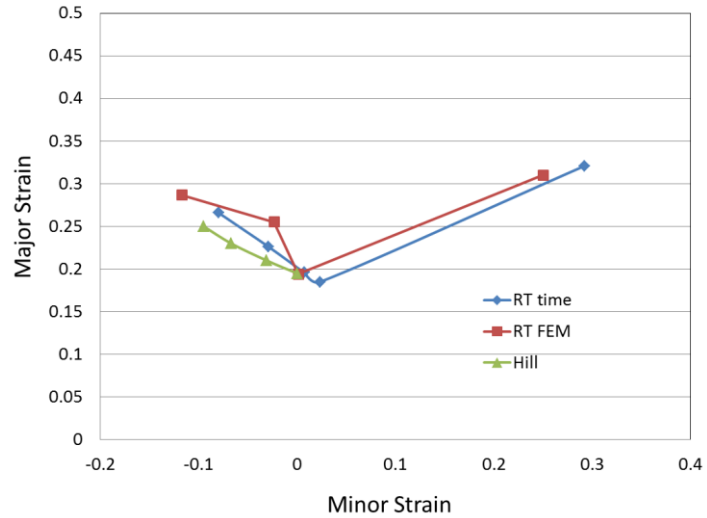
FE-Model
(Blankholder and die not depicted)

31.10.2014

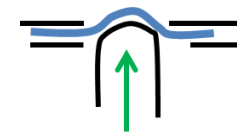
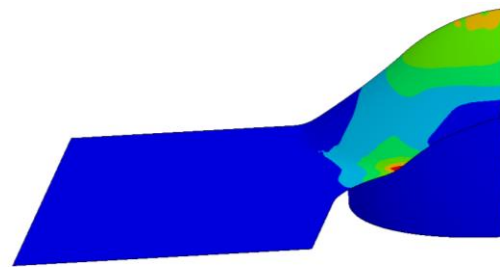
Nakazima-Tests at low temperatures validation



Force-displacement curves from experiment and simulation for 5182



Forming Limit Diagram, Experiment and Simulation at room temperature

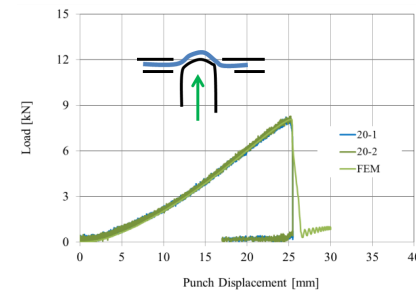
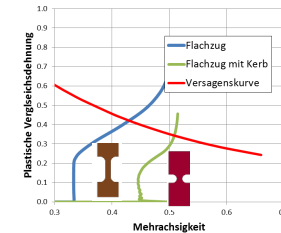
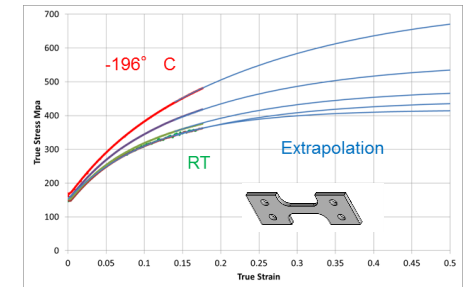


FE-Model
(Blankholder and die not depicted)

Materialmodellierung and caharacteriaztion for the cryogenic forming of aluminium sheets

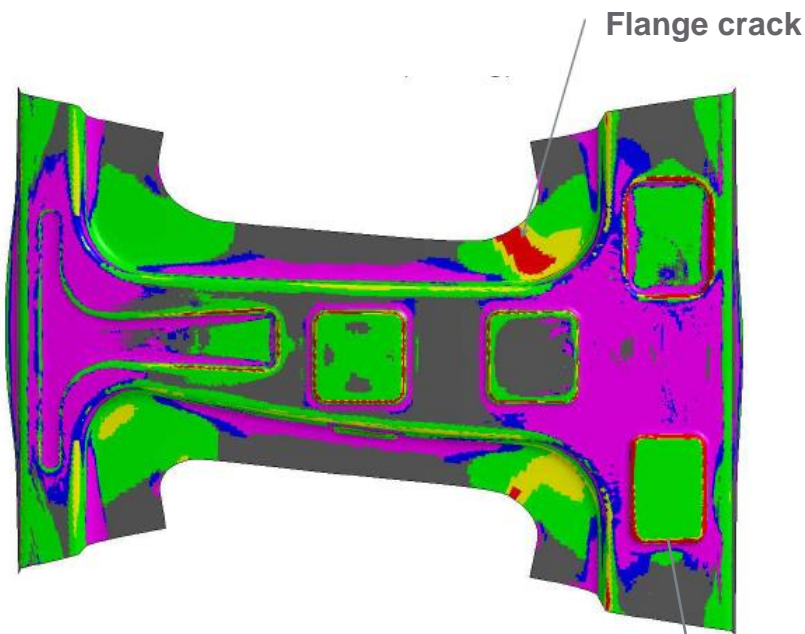
Summary

- Physically motivated yield description was developed and validated
 - Flow-curve extrapolation for low temperatures
 - Allows description of non-isothermal proceses
- Calibration of failure curve GISSMO
 - Fracture curve for low temperatures scaled with simple assumption
 - Used to predict FLDs at low temperatures
- Numerical prediction of FLDs at low temperatures
 - Use of novel time-dependent evaluation method
 - Good agreement (Force-displacement curves)
 - Allows predistion of missing experimental data
- Outlook
 - Demonstrator B-Pillar
 - Automated Process



Demonstrator tool: scaled B-Pillar

FE-Modelling based on FLD-Criterion using numerical predictions



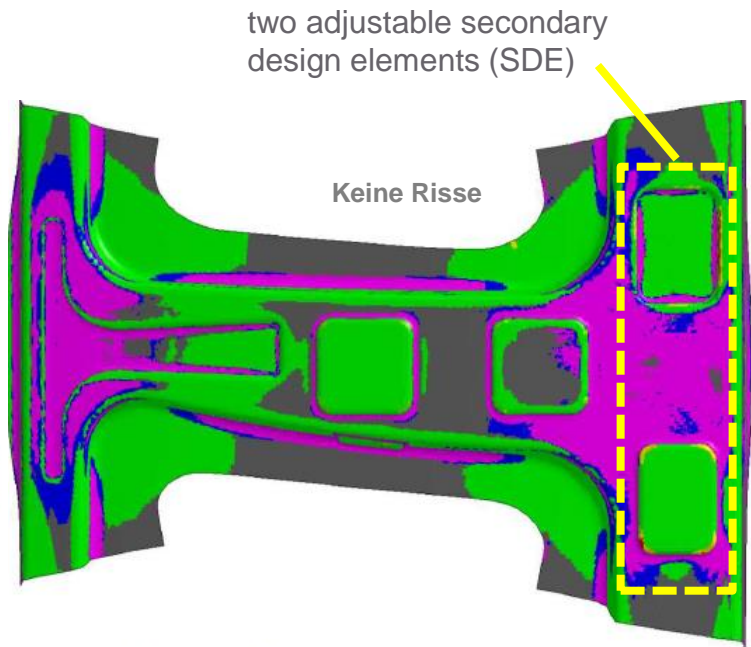
EN AW 5182: NFE 10 mm RT; FLC-Kriterium: ARAMIS - time

Raumtemperatur

SDE crack

Formability key

Cracks	Red
Risk of cracks	Yellow
Severe thinning	Orange
Good	Green
Inadequate stretch	Grey
Wrinkling tendency	Blue
Wrinkles	Purple



EN AW 5182: NFE 10 mm 77K; FLC-Kriterium: CrachLab - ELS

Kryogene Umformung bei -196°

31.10.2014

Pressenaufbau und Automatisierung der B-Säule am LKR Ranshofen



31.10.2014

Material characterization and modelling methods for the cryogenic forming of aluminium alloys

Georg Falkinger*, Florian Grabner*, Evgeniya Kabliman*, Robert Schneider+, Michael Scheerer#, Nikolay Sotirov*

*LKR Leichtmetallkompetenzzentrum Ranshofen GmbH, Ranshofen, AT

+Voestalpine Polynorm GmbH & Co. KG, Schwäbisch Gmünd, DE

#AAC Aerospace & Advanced Composites GmbH, Wiener Neustadt, AT

Vielen Dank für Ihre
Aufmerksamkeit

Joint and FFG-funded research by

